


Maker
{Futures}



Balloon Car Challenge

What you need:

- **Balloon**
- **3 drinking straws**
- **Tape**
- **Scissors**
- **4 wheels- use bottle caps, old CDs or cardboard cutouts**
- **2 wooden skewers**
- **Cardboard**

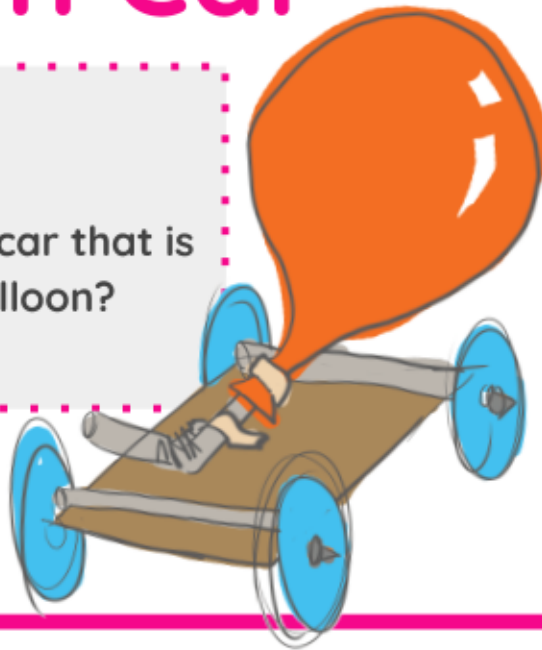
Maker{Challenge}

Balloon Car

Age: 8 yrs +
Risk: low

{Challenge}

Can you make a car that is powered by a balloon?

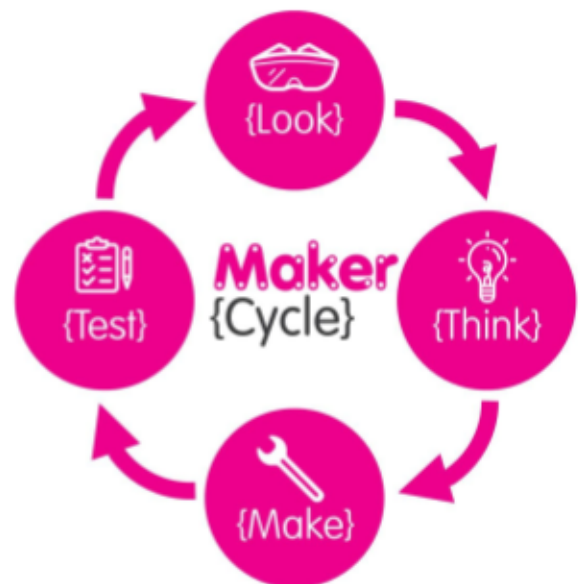


What you need

- Balloon
- 3 drinking straws
- Tape
- Scissors
- 4 wheels- use bottle caps, old CDs or cardboard cutouts
- 2 wooden skewers
- Cardboard

Use the Maker{Cycle} to create like a Maker:

- **Look** around the house for materials to make your balloon powered car from.
- **Think** about how a car is usually powered. Can you think of other things that are powered by air?
- **Make** your balloon car.
 - Cut a rectangle from your card for the chassis.
 - Stick two drinking straws across the card to hold the axle.
 - Make a small hole in the centre of your wheels using the wooden skewer.
 - Put a wooden skewer through each straw and then attach the wheels on the ends.
 - Tape the third straw into the balloon tightly and then tape this onto the top of the car.
- **Test** it out, blow the balloon up, carefully seal the end of the straw and then let it go! What happens when you blow more air into the balloon? Why not make a couple and race them?



{Top tip}

Making your wheels as round as possible will help your car to move faster!