


**Maker**  
{Futures}



**Chain Reaction**  
**Challenge**

# What you need:

- **A marble or small ball**
- **Scissors**
- **Tape**
- **A selection of materials like...**
  - **Dominoes**
  - **Toilet paper tubes**
  - **Ruler and pen**
  - **Cardboard**

# Maker{Challenge}


# Chain Reaction

Age: 6 yrs +

Risk: low

## {Challenge}

Can you create your own chain reaction machine?

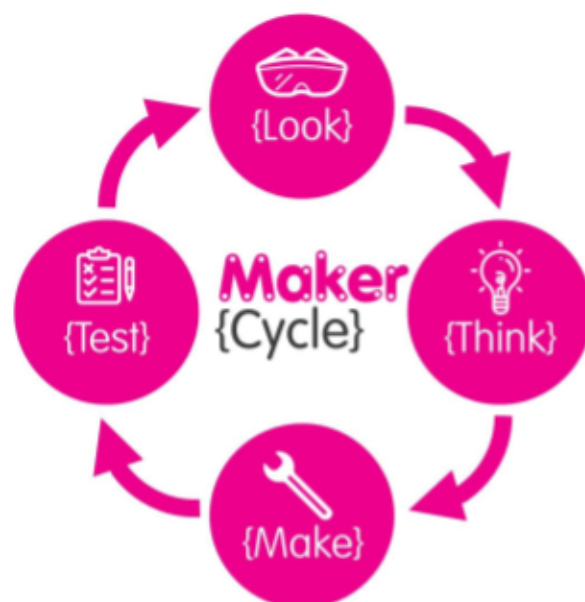


## What you need

- A marble or small ball
- Scissors
- Tape
- A selection of materials like...
  - Dominoes
  - Toilet paper tubes
  - Ruler and pen
  - Cardboard

## Use the Maker{Cycle} to create like a Maker:

- **Look** online at examples of chain reaction machines. Use this as inspiration!
- **Look** around the house for things you can use in your chain reaction machine. Get creative, you can use almost anything!
- Lay out the materials you have collected and **think** about what you can make out of them.
- Start **making** your chain reaction machine.
- Try using cardboard boxes to create different levels, toilet roll tubes are great as tunnels and a ruler and pen makes a great a see-saw! What else can you think of?
- **Test** it out! Can you get the marble around the whole course



## {Top tip}

Use straws or twigs to create barriers that guide your marble around your course!